



NAIL TECH EDUCATION

2023



CONTENTS

- 3 About Designer Nails
- 4 About your educator
- 6 Foundation Courses
 - 9 Gel Polish Course
 - 10 Gel Nail Technician Course
 - 12 Full Nail Technician Course
- 14 Up-skilling Courses
 - 16 Gel Nail Art
 - 17 Electric File
 - 18 Gel Polish Refresher
 - Gel Extensions
 - One-on-one Mentoring
 - 19 Sculpted Extensions
 - Acrylic or Acrylgel
- 20 Important Information

About Designer Nails

Hi, my name is Candace Woods

and I'm the Creative Director and Founder of Designer Nails.

I trained in 2006 with an Advanced Diploma in Beauty Therapy, which is where my love for nails started - from there I have worked in salons before going out by myself.

I became an educator in 2013 and have worked with EF Exclusive, BeautyFX and Akzents Luxio, as well as won Nail Tech NZ Educator of the Year in 2014 - educating the next generation of nail technicians in New Zealand is extremely close to my heart and a huge passion of mine, so when I launched Designer Nails Distribution in 2018 it was a no-brainer to co-launch Designer Nails Education alongside it.

Designer Nails Gel products are proudly 11 Free, Cruelty Free, Hema Free, Paraben Free and not tested on animals - professionally formulated, safe, and of the highest quality. We're proud to be bringing beautiful products into the NZ market and providing the excellent customer service you'd expect from any big-name brand.

I am super passionate about creating a professional education network for the nail industry in New Zealand and extremely proud of the team we've built so far and continue to build as Designer Nails grows - and I'm sure you'll love them too!



About your educator

Hi, I'm Serena

and I'm the Creative Director and Founder of The Nail Vault in Auckland.

I was always the "art kid" in school - loved glitter, loved colour, and always in the painting room. Counsellor to my friends, volunteer tutor, leader rather than follower, not afraid to do think outside the box, and - being a nail biter since birth, so desperately chasing the serotonin of lovely manicured hands - absolutely *obsessed* with nail polish.

I painted everyones nails before going out (always convincing them to try the more glittery or bolder option), followed all the nail polish sales, dabbled in doing nails at local markets, even approached a high ticket salon for an internship after I finished high school... but I never got a response, so I resigned to the fact doing nails as a job just wasn't a thing and - although I did get accepted into both BA Visual Arts and Teachers College, decided against them both - headed off for experience as a waitress and barista.

Fast-forward about 6 years and I found myself getting a manicure at a private nail studio with a friend of mine. The technician was applying loose glitter all over my nails and I was absolutely gushing, my exact words being, "you have the best job!", to which my friend said, "Serena... you could do this!"

From there, our nail tech let me know she was actually a private educator and if I was genuinely interested in learning, to shoot her a message on Facebook and she can teach me.

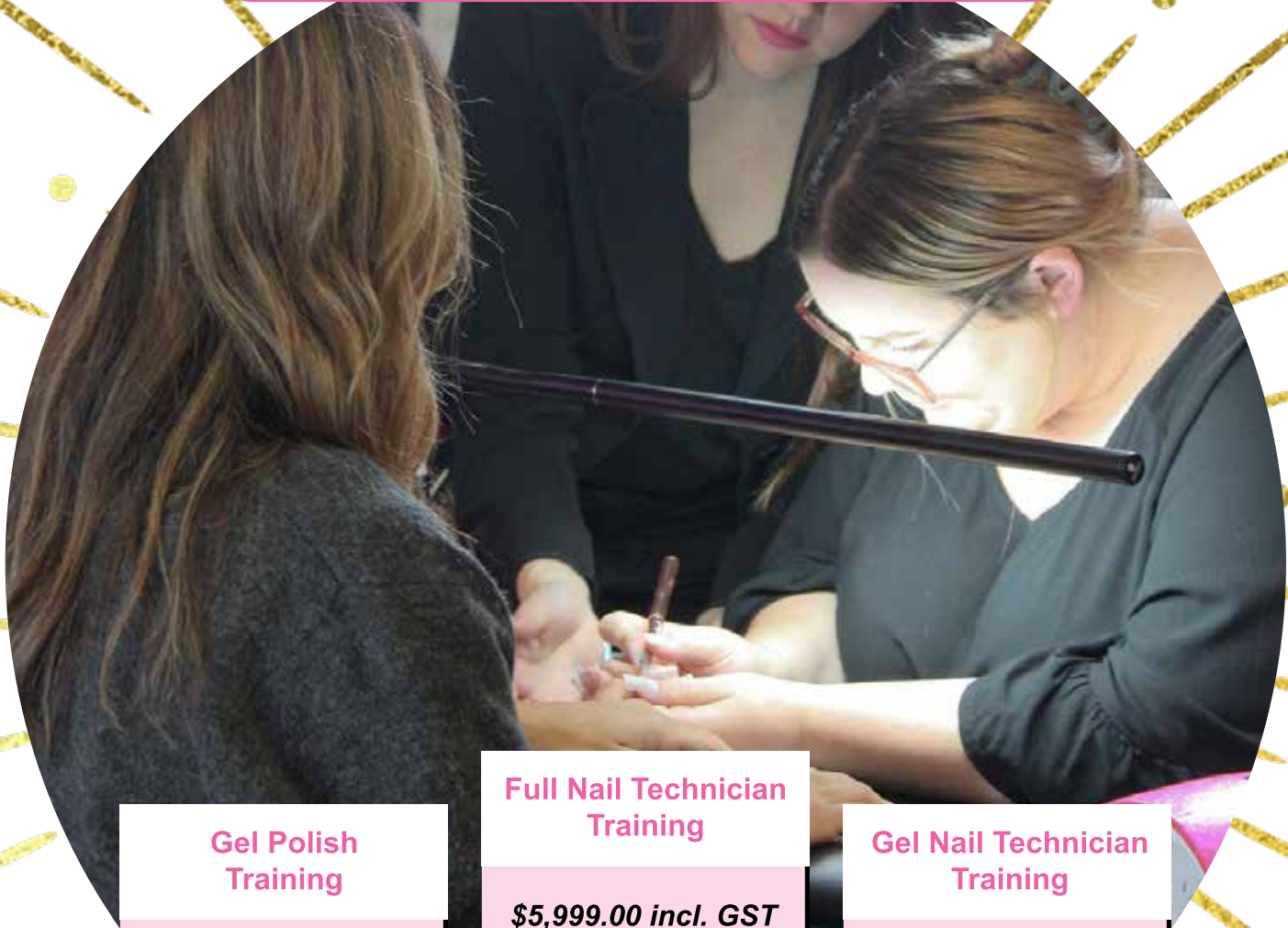
Since qualifying as a technician in 2017 I've been to multiple upskill courses, worked in a salon, launched my own brand, won first place (twice!) in the NZ Nail Competition, broken into the commercial game, gone on to hire a team... and become a certified educator for Designer Nails!

Being a nail tech brings together so many aspects of everything I love all in one space - I get to own my own business which allows me to create and do things flexibly when and how I want to do them, meet and network with new people all the time, create art multiple times per day for people that love and appreciate it, be a counsellor, buy nail polish and glitter as literally part of my job, help people who also may be self-conscious about their nails or ideas to learn to love them (just like I did!), and now I get to continue my journey with teaching you!

*Reckon I have the best job?
You can do this, too.*



Full Courses



Gel Polish Training

\$1,699.00 incl GST

2 Certificates
1 Class
Full take-home kit

Kit upgrades + add-ons for extra training available

Full Nail Technician Training

\$5,999.00 incl. GST

6 Certificates
4 Classes
+ Exams
Full take-home kit

Kit upgrades + add-ons for extra training available

Gel Nail Technician Training

\$3,499.00 incl. GST

4 Certificates
2 Classes
+ Exam
Full take-home kit

Kit upgrades + add-ons for extra training available

“I enjoyed my course so much I did not want it to end! Serena welcomed me with the biggest smile and so much confidence, and showed me how and what to do over and over again with so much patience.

I would not have passed my exam if it was not for Serena’s devotion to her students, and the way she teaches without giving up.


Serena is truly the best teacher, and I would recommend her to anyone.

Thank you Serena, for everything - you made my dream come true!”

- Adri Saaiman



Gel Polish Training gives you the qualifications to work in a nail salon or do gel manicures from home



Gel Polish kit

Kit contents subject to change; some items may differ

Gel Polish Training

Theory of Nails

Gel Polish

Electric File

Nail Art Level 1

Nail Art Level 2

Nail Art Level 3

\$1,699.00 private / \$1,399 group including GST and kit - kit upgrade available

Certifications: Theory of Nails, Gel Polish - *additional add-on training available*

2x one-on-one classes (approx. 8 hours total)

Please note you are required to bring your own model to the second class.

Course covers:

- Nail industry terminology
- Nail anatomy
- Product structure - understanding chemical breakdowns and reactions within and between products
- Health and safety - pathogens, sanitisation, disinfection and proper practice
- Correct natural nail preparation
- Correct filing technique to support natural nail health and technician longevity
- Gel Polish application and removal
- Importance of physical product structure: apex positioning and placement/manoeuvrability of product

Base kit includes: Cuticle pusher, cuticle nippers, manicure brush, 5x files, lint-free wipes, foil soak-off wraps, 125ml Remover, 125ml Cleanse, 15ml Rubber Base coat, swatch sticks, dispenser pump, 125ml Disinfectant, 12ml cuticle oil, 15ml Top coat, 15ml Builder gel, kit case, 3x 15ml Gel Polish colours, portable hybrid LED lamp

Class 1:

Nail terminology
Nail anatomy
Health and safety
Pathogens
Sanitisation and disinfection

Class 2:

Correct nail preparation
Correct filing technique
Gel polish application and removal
Base vs Structural products incl. demo (e.g Builder gel)
Nail structure

Gel polish kit upgrade: 10x 15ml Gel polish colours
+*\$180.00*

Upgrades & Add-Ons

Certificate in Electric File: Correct use and techniques for cuticle prep and de-bulking/colour removal using an electric file. Training is integrated into this course (no additional classes apply). Kit available - see *Electric File* on page 17 for more information.
+*\$290.00*

Builder Gel Masterclass: 1x additional class. Learn how to properly structure Builder Gel and Rubber Base for natural nail strength and Gel Manicure/Extension infills. TNV-certified.
+*\$375.00*

Certificate in Gel Nail Art Level 1: 1x additional class. Basic product overview and techniques - see *Gel Nail Art* on page 16 for more information.
+*\$490.00*

Certificate in Gel Nail Art Level 2: 1x additional class. 3D art (see *Gel Nail Art* on page 16 for more information). Must also be enrolling in Gel Nail Art Level 1 to certify in this class.
+*\$490.00*

Certificate in Gel Nail Art Level 3: 1x additional class. Encapsulated art (see *Gel Nail Art* - page 16 for more information). Must also be enrolling in Gel Nail Art Levels 1 and 2 to certify in this class.
+*\$490.00*

Gel Nail Technician Training

Theory of Nails

Gel Polish

Gel Extensions

Electric File

Nail Art Level 1

Nail Art Level 2

Nail Art Level 3

\$3,499.00 private / \$2,499 group including GST and kit - kit upgrade available

Certifications: Theory of Nails, Gel Polish, Gel Extensions, Electric File - *additional add-on training available*

5x one-on-one classes (approx. 20 hours total)

Please note you are required to bring your own models for most classes.

Course covers:

- Nail industry terminology
- Nail anatomy
- Product structure - understanding chemical breakdowns and reactions within and between products
- Health and safety - pathogens, sanitisation, disinfection and proper practice
- Correct natural nail preparation
- Correct filing technique to support natural nail health and technician longevity
- Gel Polish application and removal
- Importance of physical product structure: apex positioning and placement/manoeuvrability of product
- Gel Extension application, removal and basic re-shaping
- E-File machine anatomy and care
- Correct E-File technique for cuticle prep, de-bulking and product removal

Kit includes: Cuticle pusher, cuticle nippers, manicure brush, 5x files, lint-free wipes, foil soak-off wraps, 125ml Remover, 125ml Cleanse, 15ml Rubber Base coat, Soft Gel tip pack of 600, flash-cure LED lamp, swatch sticks, tip cutters, 2-in-1 Primer, Soft Glue Gel, dispenser pump, disinfectant, 12ml cuticle oil, 15ml Top coat, 15ml Builder gel, 3x 15ml Gel polish colours, portable hybrid LED lamp, kit case, Designer Nails Elite portable brushless E-File, cuticle bit, 5-in-1 cone bit

Upgrades & Add-Ons

Gel polish kit upgrade: 10x 15ml Gel polish colours
+\$180.00

Builder Gel Masterclass: 1x additional class. Learn how to properly structure Builder Gel and Rubber Base for natural nail strength and Gel Manicure/Extension infills. TNV-certified.
+\$375.00

Certificate in Gel Nail Art Level 1: 1x additional class. Basic product overview and techniques - see *Gel Nail Art* on page 16 for more information.
+\$490.00

Certificate in Gel Nail Art Level 2: 1x additional class. 3D art (see *Gel Nail Art* on page 16 for more information). Must also be enrolling in Gel Nail Art Level 1 to certify in this class.
+\$490.00

Certificate in Gel Nail Art Level 3: 1x additional class. Encapsulated art (see *Gel Nail Art* - page 16 for more information). Must also be enrolling in Gel Nail Art Levels 1 and 2 to certify in this class.
+\$490.00

Class 1: Nail theory

Nail terminology
Nail anatomy
Health and safety
Pathogens
Sanitisation and disinfection

Class 2: Gel Polish / E-File part 1

Electric file machine anatomy
Electric file Cuticle Burr Bit technique for natural nail prep
Correct nail preparation
Correct filing technique
Gel polish application and removal
Base vs Structural products
Product structure importance and demo

Class 3: Gel Extensions

Gel extension prep, correct application and basic re-shaping technique

Class 4: Gel Extension removal / E-file part 2

Electric file 5-in-1 Burr Bit technique for colour removal and product de-bulking

Class 5: Exam

Theory of Nails written exam
Practical exam: Natural nail prep using e-file cuticle burr bit; Gel Extensions with Gel Polish



Gel Technician kit

Kit contents subject to change; some items may differ

Full Nail Technician Training

Theory of Nails

Gel Polish

Gel Extensions

Sculpted Extensions

Electric File

Acrylgel

Acrylic Upskill

Nail Art Level 1

Nail Art Level 2

Nail Art Level 3

\$5,999.00 private / \$4,499 group including GST and kit - kit upgrade available

Certifications: Theory of Nails, Gel Polish, Soft Gel Extensions, Electric File, Sculpted Extensions, Acrylgel - additional add-on training available

10x one-on-one classes (approx. 40 hours total)

Please note you are required to bring your own models for most classes

Course covers:

- Nail industry terminology
- Nail anatomy
- Product structure - understanding chemical breakdowns and reactions within and between products
- Health and safety - pathogens, sanitisation, disinfection and proper practice
- Correct natural nail preparation
- Correct filing technique to support natural nail health and technician longevity
- Gel Polish application and removal
- Importance of physical product structure: apex positioning and placement/manoeuvrability of product
- Gel Extension application, removal and basic re-shaping
- Form fitting and custom shaping
- Extension structure and shaping for aesthetics and strength in relation to proportion of the hand and nail plate
- Acrylgel application, removal and rebalance ("infill")
- Hand-sculpted French tips using 2 different tones of Acrylgel
- E-File machine anatomy and care
- Correct E-File technique for cuticle prep, de-bulking and product removal

Kit includes: 500x Designer Nails forms, 15ml Base Coat, 15ml Rubber Base coat, 15ml No Wipe Top Coat, 12ml cuticle oil, 125ml Cleanse, 125ml Remove, dispenser pump, 125ml Disinfectant, manicure brush, 15x files, lint free wipes, foil soak-off wraps, dampen dish, cuticle pusher, 3x 30g AcrylGel (White, Nude, Clear), 125ml Slip Solution, Acrylgel Brush and Spatula tool, nail clippers, pinching tool, cuticle nippers, scissors, tip cutters, swatch sticks, 15ml Builder Gel, 5x 15ml Gel Polish colours, portable hybrid LED lamp, 2-in-1 Primer, Soft Gel tip pack of 600, flash-cure LED lamp, Soft Glue Gel, kit case, Designer Nails Elite portable brushless E-File, cuticle burr bit, 5-in-1 burr bit

Upgrades & Add-Ons

Gel polish kit upgrade:

+\$180.00

10x 15ml Gel polish colours

Builder Gel Masterclass:

+\$375.00

1x additional class. Learn how to properly structure Builder Gel and Rubber Base for natural nail strength and Gel Manicure/Extension infills. TNV-certified.

Certificate in Acrylic training:

+\$1,199.00

2x additional classes; model required for second class. Includes kit; see *Acrylic* or *Acrylgel* on page 19 for more information.

Certificate in Gel Nail Art Level 1:

+\$490.00

1x additional class. Basic product overview and techniques - see *Gel Nail Art* on page 16 for more information.

Certificate in Gel Nail Art Level 2:


+\$490.00

1x additional class. 3D art (see *Gel Nail Art* on page 16 for more information). Must also be enrolling in Gel Nail Art Level 1 to certify in this class.

Certificate in Gel Nail Art Level 3:

+\$490.00

1x additional class. Encapsulated art (see *Gel Nail Art* - page 16 for more information). Must also be enrolling in Gel Nail Art Levels 1 and 2 to certify in this class.



Full Nail Technician kit
Kit contents subject to change; some items may differ

Class 1: Nail theory

Nail terminology
Nail anatomy
Health and safety
Pathogens
Sanitisation and disinfection
Product chemistry

Class 2: Gel Polish / E-File part 1

Electric file machine anatomy
Electric file Cuticle Burr Bit technique for natural nail prep
Correct nail preparation
Correct filing technique
Gel polish application and removal
Base vs Structural products
Product structure importance and demo

Class 3: Gel Extensions

Gel extension prep, correct application and basic re-shaping technique

Class 4: Gel Extension removal / E-file part 2

Electric file 5-in-1 Burr Bit technique for colour removal and product de-bulking

Class 5: Theory of nail extensions

Form fitting and troubleshooting
Enhancement structure on nail extension
Acrylgel product ratios and troubleshooting

Class 6: Sculpted Extensions

Acrylgel application in the form of form-sculpted extensions
Correct filing technique
Applying 5-in-1 Burr Bit for de-bulking to aid in hand-filing

Class 7: Rebalancing and removing extensions

Nail and enhancement prep for rebalancing
Correct product application technique for rebalancing
Removal of sculpted extensions

Class 8: Sculpted French extensions

Sculpting French tips using 2 different colours of product (Acrylgel)
Proper smile line technique and application straight onto a form
Technique in extending with multi-colours for proper structure and cure


Class 9: Exam part 1

Theory of Nails written exam
Practical exam: Natural nail prep using e-file cuticle burr bit; Gel Extensions with Gel Polish

Class 10: Exam part 2

Practical exam (5-in-1 burr bit allowed for de-bulking): 1 hand Sculpted Acrylgel Extensions with top coat;
1 hand Sculpted French Acrylgel Extensions

Up-skilling Courses



Gel Nail Art

\$490.00 incl GST

Certified levels 1, 2, 3
Optional kits available
One-on-one training

Discounted group training classes available - see our social media or website for more information

Electric File

\$290.00 incl. GST

Certified
Optional kits available
One-on-one training

Discounted group training classes available - see our social media or website for more information

Gel Extensions

\$1,199.00 incl. GST

Certified
Full take-home kit
One-on-one training

Kit upgrade available

“I completed my Full Nail Tech Training with Serena - she was absolutely amazing! Patient, polite, understanding and super encouraging - I am so thankful to have had the chance to do my training with Serena. Even after training I can still message her questions and she replies without any hesitation with offer of help and advice. Thank you so much!”

- Darnica Hartigan



Gel Nail Art

Available to pre-qualified technicians only. Levels must be certified in order.

Certification: Gel Polish Nail Art Level 1, 2, 3

\$490.00 private / \$330 group including GST per level - optional kit(s) available

1x one-on-one class per level (approx. 3 hours per class)

No model required - swatch sticks supplied

LEVEL 1: Basic Nail Art

- Glitter- fine, chunky and sugaring
- Chrome
- Stickers
- Stamping
- French (basic)
- Blooming gel
- Foil gel
- Spot-application for foil and chrome

LEVEL 2: 3D Nail Art

- Seashells
- Unicorn horns
- Gummy bears
- Water droplets

LEVEL 3: Encapsulated Nail Art

- Opals
- Ocean textures
- Milkbath nails
- Snowglobes

Electric File

Available to pre-qualified technicians only

Certification: Electric File Technician

\$290.00 private / \$240 group including GST - kit available (+\$360.00)

1x one-on-one class (approx. 2 hours total)

Model optional (but recommended)

Course covers:

- E-File machine anatomy
- Correct E-File technique for cuticle prep and product removal

Kit includes:

+\$360.00

Designer Nails Elite portable brushless E-File, cuticle bit,
5-in-1 cone bit

Elite E-file

- Portable (rechargeable battery)
- Brushless e-file: low vibration and lightweight hand-piece
- 3x the lifetime of a bearing e-file
- 35,000 RPM
- Recommended commercial machine for full-time technicians

Gel Polish refresher course

Been out of the game for a while and looking for a refresher, or switching brands to Designer Nails? This option is for you.

Certification: Gel Polish upskill

\$490.00 including GST - 1x one-on-one class (approx. 3 hours) - *kit available*

Please note you are required to bring your own model

Course covers:

- Correct nail prep
- Product troubleshooting
- Gel polish application and removal
- Builder gel application

Kit (optional; +\$200) includes: Base coat, No Wipe Top coat, 10x Gel Polish colours (your choice of colours)

Gel Extensions

This up-skill course is only available to those pre-qualified in [at least] Gel Polish

Certification: Soft Gel Extensions

\$1,199.00 including GST and kit - 1x one-on-one class (approx. 8 hours) - *kit upgrade available*

Please note you are required to bring your own model

Course covers:

- Correct nail prep
- Soft Gel application, removal and infill

Base kit includes: Flash-cure LED lamp, Diamond Top coat, 2-in-1 Primer, Soft Glue Gel, Soft Gel tip pack of 600 (*your choice of oval, square, coffin or stiletto; in short, medium or long*)

Elite kit upgrade includes: Flash-cure portable and rechargeable LED lamp, 2-in-1 Primer, Diamond Top coat, Soft Glue Gel, Soft Gel tip pack of 600 (*your choice of oval, square, coffin or stiletto; in short, medium or long*)
Optional +\$229.00

One-on-one Mentoring

Got something in particular you'd like to go over - form fitting, Builder gel structure, a specific type of art, extension structure, or just a refresher on your prep? Lock in some one-on-one mentoring and spend your time working on exactly what it is you want to..

\$120.00 including GST per hour

Model may be recommended

Sculpted Extensions

This course is only available to pre-qualified technicians as an up-skill. Sculpting extensions with forms is specialist technique for creating length, shape, and structure with strong products that last (in this course's case, AcrylGel) - especially great for clients with mishapen nail beds, nail biters, those wanting extreme length, etc. You can add Acrylic training onto this course.

Certification: Sculpted Extensions, AcrylGel

\$2,699.00 including GST and kit

5x one-on-one classes (approx. 20 hours) - *includes practical exam*

Please note you are required to bring your own model to each class

Course covers:

- Correct filing technique
- Form fitting
- Extensions and structure
- AcrylGel application, removal and infill
- Sculpted french tips using AcrylGel

Kit includes: 500x Designer Nails forms, 15ml Base Coat, 15ml No Wipe Top Coat, 12ml cuticle oil, 3x 30g AcrylGel (White, Nude, Clear), 125ml Slip Solution, pinching tool, AcrylGel Brush and Spatula tool, dampen dish

Acrylic or AcrylGel

These certifications are only available to those pre-qualified in either AcrylGel or Acrylic extensions

Certification: Acrylic or AcrylGel

\$1,199.00 including GST and kit - 2x one on one classes

(approx. 8 hours)

Please note you are required to bring your own model to each class

Course covers:

- Ratios and troubleshooting
- Extension building, application and infill

Acrylic kit includes:

125ml Monomer, #10 Diamante Acrylic Brush, 3x 55gm acrylic powders (White, Nude, Clear), dampen dish

AcrylGel kit includes:

3x 30g AcrylGel (White, Nude, Clear), AcrylGel Brush and Spatula tool, 125ml Slip Solution, Base Coat, pinching tool, dampen dish



IMPORTANT INFORMATION

- The pricing quoted in this document - if not specifically advertised - is for one-on-one private training.

- Courses are part-time and require you to practice at home; all class dates and times (aside from exams) are set in advance. Proof of work completed from home is required to sit any applicable exam.

- You are required to bring your own model to most classes.

- During the length and for 1 month after the completion of your study, you'll receive 7% off Designer Nails products.

- Payment options include:
 - Credit card (*via PayPal; 2.5% surcharge applies*)
 - Bank transfer
 - Installment plan (*weekly, fortnightly or monthly via bank transfer or credit card*)

All course fees must be paid in full 14 days prior to course commencement.

- Course fees are non-negotiable and non-refundable under any and all circumstances. Course must be completed (including any applicable exams, must be passed) 365 days from commencement; any training required after this cut-off to complete the enrolled course will be charged (due 14 days in advance) in full at the going rate.

Course intake dates are held for 7 days from the date on your enrolment form, pending payment; enrolment will not be confirmed until payment or payment set-up has been confirmed and received. In the event of non-communication and/or non-payment, the specified intake will be reopened and offered to other interested parties.

- Course fees and kit contents are subject to small change without notice.

- There is a \$300 cancellation fee for rescheduling your training within 24 hours, due within 7 days.

- Any additional information (models required, intake availability, homework requirements, exam pre-requisites, etc) can be provided by your education provider. Students receive an entire course breakdown (including this information) inside a Welcome document upon confirming enrolment.



Thanks for inquiring!

Course spots are limited and we recommend securing your enrolment as soon as possible if you have your eye on any specific intake.

If you have any questions, please don't hesitate to contact your educator for more information!



www.designernails.co.nz